

This report provides liquidity information about Swedish Export Credit Corporation (SEK), Org. nr 556084-0315, as of September 30, 2020. The content of this report conforms to the Swedish Financial Supervisory Authority's regulation FFFS 2010:7 and must be disclosed four times per year. The figures presented in this report refer to the SEK group. For more information on SEK's liquidity risk management, please see SEK's Annual Report 2019 and Capital Adequacy and risk management report, Pillar 3 2019 (available on www.sek.se).

1 Management and measurement of liquidity risks

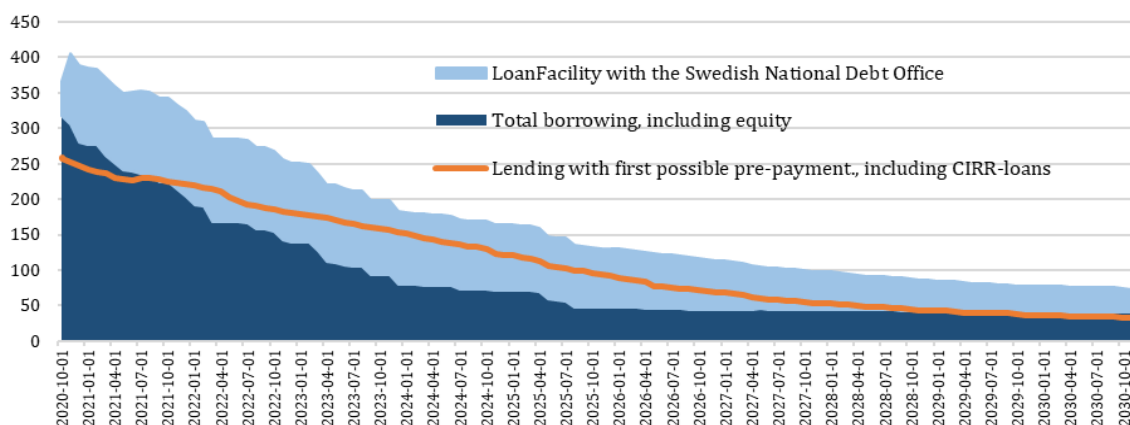
Liquidity and funding risk is the risk of not being able to refinance existing assets or to meet increased demands for liquid funds. It also includes the risk of having to borrow at an unfavorable interest rate or selling assets at unfavorable prices in order to meet payment commitments. SEK has a low tolerance for long-term structural liquidity risk and financing must be available throughout the maturity for all credit commitments, pertaining to both outstanding and committed undisbursed loans. The company's credit facility with the Swedish National Debt Office is also regarded as available borrowing. The credit facility, granted by the government through the Swedish National Debt Office, amounts to Skr 200 billion and is valid through December 31, 2020. The facility entitles SEK to receive financing over the maturities of the underlying loans and is renewed annually. The Swedish parliament has increased the credit facility from Skr 125 billion to Skr 200 billion, and to be used for financing of both CIRR-loans and, for a smaller part, commercial lending to Swedish export companies.

The primary tool to avoid a deficit in the short term is to control the maturity profile of the liquidity. To ensure availability to long term funding SEK ensures access to a diversified funding base. A diversified funding base is ensured by actively raising funds in different markets,

currencies and maturities. SEK also has a swing line that functions as a back-up facility for the commercial paper programs used for short-term funding. Although SEK has a hold to maturity policy, the company holds a diversified and highly liquid liquidity reserve, which can be readily converted into cash at low cost.

From a long-term perspective, no additional funding is required to manage commitments with regard to existing credits besides collateral flows since SEK's balance sheet is match funded. This policy is monitored through the reporting of maturity profiles for lending and borrowing. See chart 1 "Development over time of SEK's available funds". Some of SEK's structured long-term borrowing includes early-redemption clauses that will be triggered if certain market conditions are met. Thus, the actual maturity for such contracts is uncertain. The reporting of maturity profiles assumes that such borrowing is due at the first possible redemption opportunity. This assumption is an expression of the precautionary principle that the company applies concerning liquidity management. Net stable funding ratio (NSFR) is also used to address long term structural liquidity risk. The NSFR measures the amount of stable funding available to a financial institution against the required amount of stable funding over a period of one year. Minimum requirements for the ratio, in accordance with the CRR, will be applicable on June 28, 2021.

Chart 1: Development over time of SEK's available funds as of September 30, 2020



2 Funding

To secure access to large volumes of funding and to ensure that insufficient liquidity in individual funding sources does not pose an obstacle to operations, SEK issues bonds with different structures, currencies and maturities. In addition, SEK also carries out issues in many different geographical markets. As a rule, SEK converts the proceeds from bonds denominated in other foreign currencies to EUR or USD by using derivatives. To manage and ensure market access at all times, SEK seeks to establish and maintain good relationships with its investors. Net total long-term funding taking into account derivative amounts to Skr 293.3 billion at September 30, 2020. Charts 2, 3 and 4 illustrate some of the aspects of the diversification of SEK's funding. For further details on SEK's funding, see Table 1 in section 4 Appendix.

SEK has several funding programs for maturities up to one year. Short-term funding programs include a US Commercial Paper program (UCP) with maturities of up to 9 months, and a European Commercial Paper program (ECP) with maturities of up to one year. The latter of these programs allows borrowing in multiple currencies. The total volume of short-term funding programs was USD 7.0 billion, of which USD 1.8 billion had been utilized as of September 30, 2020.

Chart 4: Long-term funding as of September 30, 2020 by market

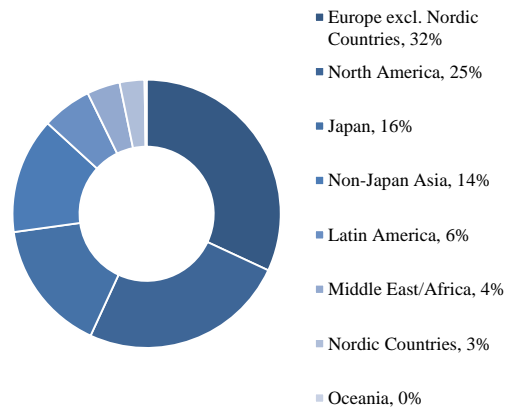


Chart 2: Long-term funding as of September 30, 2020 by issue currency

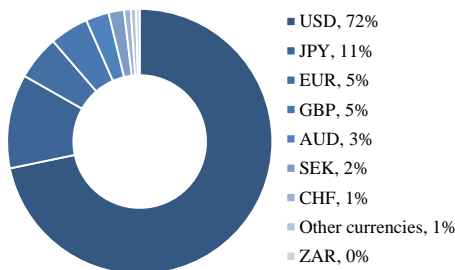
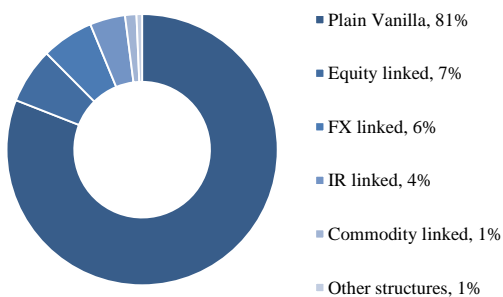


Chart 3: Long-term funding as of September 30, 2020 by structure type



3 Liquidity

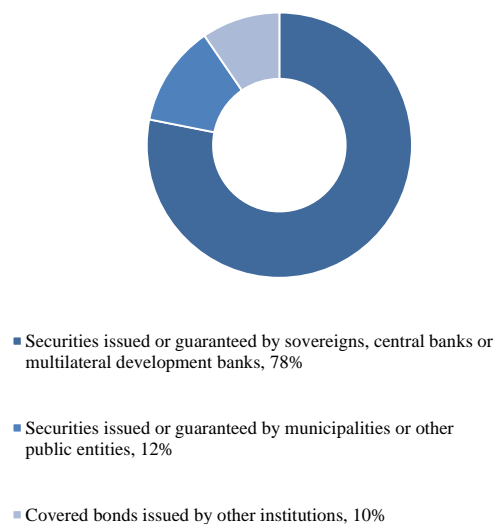
A fundamental concept in SEK's liquidity and funding risk management is that the liquidity investments will be held to maturity. Instead of selling assets, as funds are needed, the maturity profiles of the liquidity investments are matched against funds expected to be disbursed. SEK's liquidity investments ensure lending capacity at times of market stress, or if market conditions are deemed disadvantageous. This is an important part of the company's business model and necessary to meet SEK's policy on liquidity risk. To meet the financing requirements for long-term lending, liquidity surpluses are invested in assets with high credit quality.

The size of the liquidity portfolio is adapted to cover outflows from agreed but undisbursed credits, collateral agreements with derivative counterparties, outflows arising due to short-term funding transactions and new lending capacity. The aim for the new lending capacity is to provide at least two months lending capacity in line with SEK's business plan. SEK regularly performs scenario analyses to ensure that the size of the liquidity portfolio fulfills the company's liquidity needs in times of stress.

SEK's liquidity investments consists of the liquidity reserve, which comprises highly liquid assets and overnight deposits in banks, and other liquid assets. All assets in the liquidity reserve are LCR eligible according to the EU Commission's regulations. Chart 5 provides a breakdown of SEK's liquidity reserve by exposure type. For further details on SEK's liquidity investments, see Tables 2, 3 and 4 in section 4 Appendix.

At September 30, 2020, the volume of LCR eligible assets was Skr 65.4 billion and SEK fulfilled the LCR regulations according to the EU Commission's regulation by having an LCR ratio at an aggregate level of 337 percent.

Chart 5: SEK's liquidity reserve as of September 30, 2020 by exposure class/type



4 Appendix

Table 1: Net long-term market funding amount, as of September 30, 2020 by country and structure type
 Net total long-term funding taking into account derivatives amounts to Skr 293.3 billion at September 30, 2020.

Skr bn Market	No structure	Equity “linked”	Currency “linked”	Interest rate “linked”	Commodity “linked”	Inflation “linked”	Fund “linked”	Hybrid	Total
Europe	83.5	0.1	-	10.0	-	0.8	-	-	94.4
North America	68.9	0.2	-	0.5	3.7	-	-	-	73.2
Japan	9.3	19.2	19.2	0.0	0.3	-	0.1	0.1	46.8
Non-Japan Asia	40.1	-	-	1.8	-	-	-	-	41.9
Latin America	16.1	-	-	-	-	-	-	-	16.5
Middle East/Africa	12.5	-	-	-	-	-	-	-	12.5
Nordic Countries	6.6	0.0	0.0	-	-	1.0	-	-	7.6
Oceania	0.3	-	-	-	-	-	-	-	0.3
Total	237.4	19.4	19.4	12.3	4.0	1.8	0.1	0.1	293.3

For the long-term market funding, 13 percent (14 percent Q2 2020) of the outstanding volume includes early-redemption clauses as of September 30, 2020.

Table 2: Liquidity reserve as of September 30, 2020

Market values Skr bn	Total	SKR	EUR	USD	Other
Securities issued or guaranteed by sovereigns, central banks or multilateral development banks	51.0	36.6	4.7	9.3	0.5
Securities issued or guaranteed by municipalities or other public entities	8.1	4.9	-	3.1	-
Covered bonds issued by other institutions	6.2	6.2	-	-	-
Balances with other banks and National Debt Office, overnight	-	-	-	-	-
Total Liquidity Reserve	65.4	47.8	4.7	12.4	0.5

Table 3: Liquidity investments as of September 30, 2020 by country and exposure class/type

Net Exposures

Skr bn Country	Financial institutions	States	Regional/local Governments	Covered bonds	Corporates	Multilateral development banks	Total
Sweden	1.0	31.2	7.4	5.8	-	-	45.4
Germany	-	7.3	-	-	-	-	7.3
Austria	-	5.3	-	-	-	-	5.3
Luxembourg	-	1.5	-	-	-	2.4	3.9
Netherlands	-	3.3	-	-	-	-	3.3
Norway	2.6	-	-	-	-	-	2.6
Canada	2.2	-	-	-	-	-	2.2
United Arab Emirates	1.8	-	-	-	-	-	1.8
Japan	0.0	1.3	-	-	-	-	1.3
Spain	1.3	-	-	-	-	-	1.3
Finland	0.6	-	-	-	-	0.3	0.9
Australia	0.9	-	-	-	-	-	0.9
United Kingdom	0.8	-	-	-	-	-	0.8
China	0.6	-	-	-	-	-	0.6
Denmark	-	-	-	0.5	-	-	0.5
Malaysia	0.5	-	-	-	-	-	0.5
United States	0.3	-	-	-	-	-	0.3
Belgium	0.0	-	-	-	-	-	0.0
France	0.0	-	-	-	-	-	0.0
Total	12.5	50.0	7.4	6.3	0.0	2.7	78.9

Table 4: Liquidity investments as of September 30, 2020 by country and rating

Net Exposures

Skr bn Country	AAA	AA+	AA	AA-	A+	A	A-	BBB+	BBB	BBB-	Total
Sweden	37.0	1.6	-	5.6	1.1	0.1	-	-	-	-	45.4
Germany	7.3	-	-	-	-	-	-	-	-	-	7.3
Austria	-	5.3	-	-	-	-	-	-	-	-	5.3
Luxembourg	3.9	-	-	-	-	-	-	-	-	-	3.9
Netherlands	3.3	-	-	-	-	-	-	-	-	-	3.3
Norway	-	-	-	2.3	-	0.3	-	-	-	-	2.6
Canada	-	-	-	0.4	-	1.8	-	-	-	-	2.2
United Arab Emirates	-	-	-	0.9	-	0.9	-	-	-	-	1.8
Japan	-	-	-	-	1.3	0.0	-	-	-	-	1.3
Spain	-	-	-	-	-	-	1.3	-	-	-	1.3
Finland	0.3	-	-	0.6	-	-	-	-	-	-	0.9
Australia	-	-	-	-	-	0.9	-	-	-	-	0.9
United Kingdom	-	-	-	-	0.8	-	-	-	-	-	0.8
China	-	-	-	-	-	0.6	-	-	-	-	0.6
Denmark	-	-	-	-	-	0.5	-	-	-	-	0.5
Malaysia	-	-	-	-	-	-	0.5	-	-	-	0.5
United States	-	-	-	0.0	-	0.3	-	-	-	-	0.3
Belgium	-	-	0.0	-	-	-	-	-	-	-	0.0
France	-	-	-	-	0.0	-	-	-	-	-	0.0
Total	51.8	6.9	0.0	9.8	3.2	5.4	1.7	0.0	0.0	0.0	78.9